

st.ives.sparc
skate . play . active . recreation . community

village green

final concept design

september 2016







- major movement**
 - Promenade path connection and access to shopping center
 - Accessible grade connection through the site, for clear visibility to play and skate area.
- secondary movement**
 - Key connection paths around skate area and play area
- play path movement**
 - Accessible play paths connecting play elements and trails
 - Various materials, rubber, concrete, granitic sand
- skate path movement**
 - Skate movement through plaza and around bowl, safe key access points away from pedestrian movement
- social viewing**
 - Key social viewing areas overlooking the activity, providing passive surveillance and shaded seating
- social seating informal**
 - Informal areas for seating and socialising, under shade or adjacent activity area



Junior Natural play area

This area is nestled next to sheltered sitting area and existing large Oak Tree, with multiple accessible paths and informal balancing paths to link all the play elements together. Social play elements are close to the seating areas to encourage parents and carers to join the play experience. Mirco play areas provided within protected zones with clear sight lines for carers

- 1 Accessible play table along path with grooves and holes to mix and make potions with imagination play
- 2 Sensory path, with stepping stones, timber sleepers, with places to sit under shade of existing Oak Tree, small places to sit for quiet imagination play. Path to provide access for children with walkers or in chairs.
- 3 Playful sculpture under the oak tree, in the garden theme to sculpture for imagination and role play, to be designed with artist
- 4 Play Cubby, with junior slide, and rope climb, Talking tubes windows for peeking out onto the main seating area, along accessible path
- 5 Double rocker, for social or individual play, with seats wide enough for 2 people on either end, with back rest for inclusive play.
- 6 Single cup spinner for motion play, can be used by one or more people, motion play
- 7 Caterpillar slide with path underneath - slide facing south for maximum shade protection from adjacent Oak tree, and new tree plantings to the north
- 8 Junior embankment slide on rubber mound with access steps
- 9 Musical flowers along sensory path for interactive play

Middle Motion play area

This area whilst still connected to the junior play has a focus on bigger motion play for young and old.

- 10 Social accessible spinner, flush with rubber surface for wheelchair access
- 11 Double swings, with different seat options (sling, toddler, high back)
- 12 Giant single point basket swing, high motion play with accessible rubber path under

Active Adventure play area

This area contains the iconic play tower which will be a draw card to the Village Green. Elements for getting up really high which challenge yet are safe.

- 13 Play tower with tube slide and internal rope climb, accessible path under. The tower is enclosed yet visible from all angles. Monkey bars and balancing bars for active movement and upper body strength, with low rope slack line for balance
- 14 Accessible deck above play area with bench to study and watch the world go by

Concrete path connections
 Rubber softfall paths (accessible)
 Concrete retaining walls
 New tree

Planting areas
 Softfall mulch
 Play element with safety zone
 Existing tree

Shelter with seating
 Removed tree

Junior Natural play area




1
Play table
Imagination play, for mixing potions and creating stories - no sand.
Supplier: by landscape contractor



2
Sensory Path
Discovery play, cognitive play,
Supplier: by landscape contractor



3
Playful Sculpture
Creative play, imagination play
Supplier: Artist - Glenn Romannis or similar approved



4
Cubby Play
Imagination play, role play, sensory (talking tubes, and junior climbing)
Supplier: Moduplay or similar



5
Double See-saw
Motion Play, Physical Play, Social Play, inclusive play, double seats with back rest
Supplier: Kompan or similar approved




6
Single Spinning Cup
Motion Play, Physical Play
Supplier: Proludic or similar



7
Caterpillar slide and climbing
Motion Play, Physical Play, slide to face south and new trees to the north
Supplier: Imagination Play



8
Junior embankment slide
Motion Play, Physical Play, on rubber mound with access steps and transfer deck. Supplier: TBC



9
Musical flowers
Sensory play, imagination play access
Supplier: Moduplay or similar

Middle Motion play area



10
Social Inclusive Spinner
Motion play, social play, wheel chair accessible
Supplier: by Proludic or similar



11
Double Swings
Motion play, social/single play, pod seat for inclusive play, junior seat with back rest and traditional seat
Supplier: Proludic or similar



12
Giant Basket Swing
Motion play, social play
Supplier: Kompan or similar

Active Adventure play area



13
Play Tower with tube slide
Motion play, social play, active play, challenging play, physical play
Supplier: by Corocord or similar



14
Monkey Bars
Physical play
Supplier: Proludic or similar



14
Slackline - low rope
physical play
Supplier: Corocord or similar



Bowl and corner run

Snake-run style enclosed bowl which provides use for beginners through to advanced.

- 1 2100-2550 deep section
- 2 300mm high bowled extension
- 3 1500 deep snake run with step bank derby wall and 1800 high hump
- 4 1200 deep bowl with roll-over and spine
- 5 1200 high steep bank with 300 blended roll-over
- 6 900 high roll over hip blended into steep banked wall
- 7 450 high roll over blended to steep banked wall
- 8 375 high china banks ledge
- 9 600 high hip blended to steep bank wall

Plaza

Large open runs for multiple skate/scooter lines, area with hipped corners to provide flow through movement without obstructing other users

- 10 900 high hip with 250 high slappy kerb
- 11 300-900 high a-frame with hubba, rail and kickers
- 12 375 long ledge with 150 high manual pad
- 13 600 high banks and long stairs with out rails, hubba and 350/950 flat out ledge
- 14 750 high banks hip with 300 high flat rail
- 15 450 high banked hip

Active Events

Hardstand area that leads out from Fitz, a space which could be used for small or large events.

- 16 Half court Basketball also with foursquare line-marking, space could be utilised for fitness groups for classes and exercise
- 17 Stage with 3 phase power.
Small events spill out onto hardstand area,
Medium events spill out onto sloped grass lawn
- 18 Large events spill out onto the adjacent oval
Sloped lawn with existing Liquid Amber tree retained, and proposed feature tree planting to the north

Concrete path connections	Skate plaza and bowl	Concrete retaining walls	New tree
Planting areas	Sloped lawn	Skate obstacles	Existing tree
		Shelter with seating	Removed tree



Skate plaza and bowl

Bowl is a snake run style, based on feedback from skate groups.


Shaded social viewing area onto the skate bowl with promenade path behind connecting through the site.



Entry from Memorial Avenue

Stage and open lawn to left and Softball fields to right.

Promenade path with clear sight lines through to all areas, pedestrian lighting along the main paths



Entry from Village Green Parade

Open sight lines into the play area, path to left leads down to play entry or to the public toilets and picnic area, path to right continues to skate plaza and lawn/softball ovals.

Highlight play elements to attract people into the play space.

Understory planting of low level grasses with existing and new tree plantings.



Junior Natural Play Area

Play trails with a mix of materials under the existing trees, with plantings where possible. Accessible path connections through the playspace to ensure an inclusive play experience. Feature play elements of various experiences allow for children, both young and old to explore.



Active Adventure Play

Enclosed yet visibly open play tower, with challenging rope climb to the curvy slide down. Rubber accessible paths under tower and looping around for inclusive play experiences.

Monkey bars and fitness elements for an upper body workout.



Play overview



play area

social with shade

softball fields

promenade

skate plaza

stage with shade

skate bowl with snake run

sloped lawn

ball sports

Fitz Youth Cafe

entry point at crossing


Skate overview



Skate plaza and bowl from Village Green Parade entry

Skate plaza with series of obstacles and transitions, plaza is connected with surround flat area to bowl for continuous flow for skaters, scooters and BMX.

Skate area is sunken from surrounding main pedestrian paths to minimise potential conflict. Hand rails to be provided for safety



Skate plaza and bowl

Bowl is a snake run style, based on feedback from skate groups.

Shaded social viewing area onto the skate bowl with promenade path behind connecting through the site.



Skate plaza and bowl

Bowl is a snake run style, based on feedback from skate groups.

Shaded social viewing area onto the skate bowl with promenade path behind connecting through the site.