

Parking and road rules in school zones

You need to take extra care when driving and parking in school zones. Make sure that you and your child understand the road rules. If you break the traffic rules in a school zone you are putting not only your child but other children at risk. The parking and traffic rules around our schools are there to protect your children. If you break the rules you will be fined. **Please choose safety over convenience.**





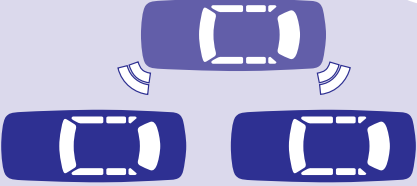



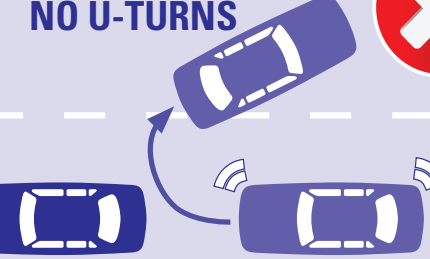

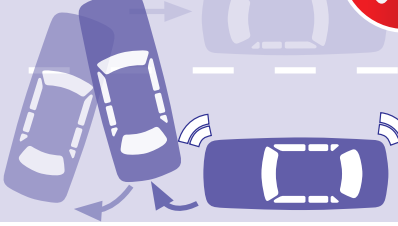



QUICK REFERENCE GUIDE TO IMPORTANT SAFETY TRAFFIC RULES

ZONE	WHAT DOES IT MEAN?	WHY IS IT THERE?	PENALTY	DEMERIT POINTS*
	You cannot stop in a NO STOPPING zone for any reason (including queuing or waiting for a space). 	Keeps clear sight lines between drivers and children / pedestrians.	EXCEEDS \$352 	(School Zone) 2
	You can stop in a NO PARKING zone for a maximum of 2 minutes to drop off and pick up passengers. If no spaces are available you cannot queue on the road way or in any other zones while waiting for a space. You will need to drive away and park elsewhere, only returning when there is space to pull up. You must stay within 3 metres of your vehicle at all times and cannot leave your vehicle unattended.	Provides a safe place for children / pedestrian set down and pick up.	EXCEEDS \$196 	(School Zone) 2
	You must not stop or park in a BUS ZONE for any reason (including queuing or waiting for a space) unless you are driving a bus. If times are shown on the sign, you are not allowed to stop during those times.	Provides a safe place for large buses to set down and pick up school children.	EXCEEDS \$352 	(School Zone) 2
	You must not stop on or within 20 metres before a PEDESTRIAN CROSSING or 10 metres after a crossing unless there is a sign permitting parking.	So drivers can clearly see pedestrians on the crossing.	EXCEEDS \$469 	(School Zone) 2
	DOUBLE PARKING You must not stop on the road adjacent to another vehicle at any time even to drop off or pick up passengers.	Double parking blocks visibility and forces other cars to go around you.	EXCEEDS \$352 	(School Zone) 2
	You must not stop on any FOOTPATH or NATURE STRIP , or on, or across a DRIVEWAY .	You could easily run over a child or force pedestrians onto the road to get around you.	EXCEEDS \$352 	(School Zone) 2

Please note: The above information is current as of August 2022.

Safety tips for school zones:

EXITING THE CAR 	 Make sure children use the footpath-side door when getting in and out of a car.	APPLY BRAKE 	 Make sure the park brake is applied when the vehicle is stationary.
PARKING 	 NEVER double park.	CROSSING 	 NEVER park across a pedestrian crossing.
NO U-TURNS 	 NEVER undertake a U-turn in close proximity to the school.	NO 3 POINT TURNS 	 NEVER undertake a three-point turn in close proximity to the school.

Safety tips for students:

BUCKLE UP   Stay buckled up until the vehicle has stopped.	STORE ITEMS   Make sure your school bag and other items are in a safe position.	BE READY  Be ready to get out of the car with your belongings when the car has stopped and you have unbuckled your seat belt.	EXIT SAFELY  Always get in and out of the car through the foot path-side door.
---	---	---	--

Demerit Points:

* The **Demerit Points** Scheme is a national program that allocates penalty points (demerits) for a range of driving offences. A driver who has not committed any offences has 'zero' points. If you commit an offence that carries demerit points, the points are added to your driving record.

For further information regarding demerit points please visit: rms.nsw.gov.au/roads/safety-rules/demerits/