



Heritage Colours in Ku-ring-gai

Technical Guidelines

March 2024

About this guideline

This guideline has been prepared by Ku-ring-gai Council's heritage specialists, and reviewed by Ku-ring-gai's Heritage Reference Committee in 2023-24. Claudine Loffi prepared this guideline, with assistance from Leona Goldstein. Photographs are principally by Korrily Sullivan, Leona Goldstein, Claudine Loffi and Wolter Peeters. Building features sketch is by Leona Goldstein. Building colour scheme sketches are by Matthew Le Guay based on sketches from Ian Evans, Clive Lucas and Ian Stapleton publications.



Contents

01	Introduction	4
02	Paint and colour guidelines	8
03	Period colour schemes	10
	Federation colour schemes 1890-1915	11
	Inter-war colour schemes 1915-1940	21
	Post-war colour schemes 1940-1960	34
	Late twentieth century colour schemes 1960-c1980	38
	Contemporary infill colour schemes c1980-present	38
04	Colour placement	40
05	Colour schedule example	46
06	More information	48

01 Introduction

Why colours matter

The colours you select for painting a historic building have a strong impact on its appearance, authenticity and character. External building and fence colours also affect the contribution of your property to the quality and consistency of the streetscape and neighbourhood.

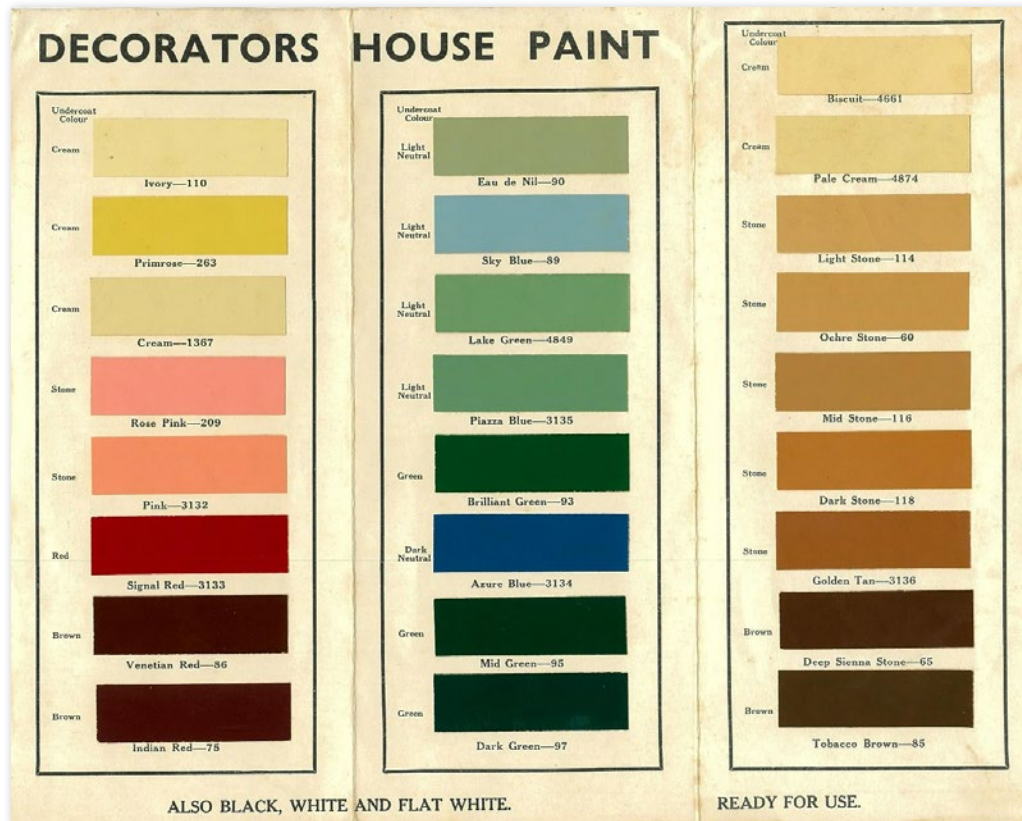
In this guideline, Ku-ring-gai Council encourages traditional colour schemes that will enhance the local area's rich heritage and distinctive quality of its old buildings and streetscapes. In Ku-ring-gai, these buildings are most commonly residential from the Federation, inter-war, post-war, and late periods of the twentieth century.

Why use traditional colours?

This guideline will help you to select colours that suit the architectural period, features and materials of your historic building or streetscape. Traditional paint colours not only respect your building's heritage significance. Traditional colours also complement and accentuate the natural building materials of face bricks and sandstone walls, terracotta or slate roofs most commonly found in Ku-ring-gai's historic buildings. The combination of colours in a traditional colour scheme will highlight the architectural details that give historic buildings their distinctive character. Inherently local, these colours are embedded in the architecture and history of your building and area. Traditional colour schemes move away from fashions, with a more timeless quality compared to current trends.



Traditional colour schemes move away from fashions, with a more timeless quality compared to current trends.



Above: Example of a traditional palette, circa 1930s, up to the inter-war period, noting colour charts will also include internal colours (source: Caroline Simpson Collection, Museums of History NSW).

What are traditional colours?

Traditional colour schemes are the selection and placement of colours as they were used for buildings when constructed, based on paint scrapes for the building’s original colour scheme or researched references for the period. A traditional colour scheme presents a building as intended, complementing its architectural style and materials.

Historically, paint colour palettes were more limited than contemporary colours, resulting in a consistency of colour schemes. Paint technology for more than 200 years relied on earth colours and stable pigments for building exteriors. These are reflected in the British Standards paint colours from the mid twentieth century that were used in Australia and are referenced in this guideline.

Traditional paint colours until the 1940s are commonly a combination of warm or earthy shades of cream and stone, green, deep red or brown. Lighter colours were used on large surface areas, contrasting with one or two darker colours to highlight smaller architectural and decorative details. While styles and paint technology changed following World War II, colour schemes continued to use light colours for painted walls and darker tones particular to the style for the details. Colours sometimes carried over in use from one period to the next period or style.

This guideline describes the external traditional colour schemes for the main architectural periods in Ku-ring-gai.

What colours are not traditional?

As some common contemporary colours were not sufficiently durable for external use until the second half of the twentieth century, such as sharp white, these are not traditional external colours. Before the second half of the twentieth century, white paint was typically lead-based and yellowed after application. Prior to the inter-war period, blues have not been found in researched external colour schemes and then only for limited features such as doors.

The twenty-first century trend of monochrome schemes using sharp white, black and greys are not traditional colours. Historic colour charts may include these or other colours for internal use or limited external use. For instance, black and grey were used for particular building styles or elements, such as black to emulate slate thresholds, in combination with warm colours.

Current paint company colour recommendations are not traditional colour schemes. These are more likely to reflect fashions or trends of the present decade, even where they refer to tradition, character or architectural styles. These fashions can be based on overseas trends for different building types or styles than found locally, such as the grey wall trend from shingled-wall houses of New York's Hamptons or dark grey and black popularised for industrial buildings. These schemes date to a contemporary period or decade. This is most clearly illustrated in retrospect, such as for strong cream and green from the 1980s, 1990s blues, and early 2000s mushroom or taupe shades.

Traditional colours, in short

Traditional paint colours

- ✓ Warm earthy shades
- ✓ Combination of different colours*
- ✓ Cream or off white
- ✓ Stone or mid browns*
- ✓ Greens, deep and light*
- ✓ Deep red*
- ✓ Deep brown

Non-traditional paint colours

- ✗ Cool shades
- ✗ Monochrome schemes or shades of one colour (white or black added)
- ✗ Sharp white
- ✗ Grey[#]
- ✗ Black[#]
- ✗ Blues[#]
- ✗ Strong primary colours[#]

*Excluded for some post-war styles.

[#]Limited exceptions are as shown in following colour schemes for specific styles, colour combinations, shades and/or details.



Above: Some common main and trim building features referred to in this guideline.

How to use this guideline

This guideline is for owners or managers of buildings that are listed as a heritage item, located within a heritage conservation area or in the vicinity of listed buildings. Owners and managers of unlisted period buildings may also wish to use this guideline.

Use this guideline to select external paint colours that will maintain and enhance the heritage significance of your historic building and/or streetscape. You can also use this guideline to apply for a heritage home grant from Ku-ring-gai Council for conservation works that will maintain or restore a traditional colour scheme.

Before changing the colour scheme of your heritage item or building in a conservation area, you will need to submit a 'minor heritage works application' to Council to confirm the colours are appropriate. Selecting one of the following schemes for the period of your building will simplify this process.

You can still seek Council approval for different colour schemes not described in this guideline. These will be assessed for their heritage impacts by Council's specialists.

Refer to the above sketch for a number of the main and trim building features identified in this guideline.

02

Paint and colour guidelines

Repainting

To maintain your building and avoid unintended damage or costly repair:

- A Only repaint surfaces intended for painting.
- B Do not paint face brickwork, tiles or stone, or apply clear coatings.
- C You can paint timberwork and metalwork.
- D Use permeable paints for masonry walls to prevent rising damp.
- E Do not remove original details, such as decorative plasterwork, during repainting.
- F Check with Council whether you need approval before repainting.



Do not paint face brickwork, tiles or stone, or apply clear coatings

Colour selection

To select complementary external colour schemes for historic buildings or streetscapes, review the periods and colours in following sections with the overall guides:

1 Match the period

Match the colour scheme to the building's significant architectural period and style, as outlined in the following colour scheme sections. Council's or other heritage specialists can confirm your building's period and style for the appropriate colour schemes to use in next sections.

2 Warm earthy shades

Use warm or earthy shades to complement and accentuate original unpainted building materials, such as face brick or sandstone.

3 Multiple colours

Use a range of colours to differentiate architectural and decorative details.

4 Light walls

Use lighter colours on large surface areas, such as rendered, painted or weatherboard walls.

5 Darker details

Use darker colours for smaller surface areas to highlight decorative or architectural details, such as windows, gable battens and trim.

6 Downpipes

Paint downpipes to match attached painted wall or appropriate gutter colour or metal finish.

7 Avoid dominant colours

Avoid dominant or primary colours (red, blue, yellow) unless specific to the style shown below. Alternative traditional shades for the period for these colours, such as deep Indian red, can be used for details by following guide 5.

8 Avoid monochrome colours

Avoid cool monochrome colour schemes of grey, sharp white and black. Alternative warmer shades and combinations can be found in the traditional colours by following above guides 1-5.

You can also restore the building's original colour scheme and finishes by engaging a heritage consultant to investigate the building's original colour scheme through paint scrapes and historic research. This is the preferred approach, where possible.

Expert guidance is needed to remove paint from original face brickwork to minimise surface damage.

03 Period colour schemes

Origins in research

The following outlines traditional colour schemes for the main historic periods found in Ku-ring-gai sourced from the best available research and evidence. The research basis is to maximise historical accuracy and reduce influence of contemporary trends or preferences.

Where records or references identify specific shades and colour schemes, these are referenced and marked with a double asterisk. You can refer to these references, identified in full at the end of this guideline, for more detail on the placement of these colours.

Where available sources only give a general description or illustration for a colour, an indicative colour and scheme from the period has been included, marked with a single asterix.

All photographed colour schemes are current examples found in Ku-ring-gai.

The colours identified in this guide are drawn from the British Standard colours that were developed and in use during the twentieth century period of these buildings. The first British Standard colours were from 1930 (BS 381), then 1948 (BS 381C) and 1959 (BS 2660). Australia used the British Standards colours until its own were first produced in 1985 (AS 2700) that included many British colours. Some older British colours were removed from later updates to these Standards, now referred to as 'BS-other' colours.

Colour appearance and matching

In the following colour charts, the colours used in the main references have been converted to Australian Standards 2700, where possible. The source British Standards or other colour reference are given in brackets. Any paint company can produce the standard colours.

Colour reproductions in this guideline may differ to the appearance of the actual paint colour. **For accuracy of colours illustrated in this guideline, please refer to the given colour number and name.**

Colours will look different painted on a building surface than they appear on the page or screen. When painted on a building surface, colours are affected by their surrounding environment and natural lighting conditions. This is particularly true for lighter shades.

To view standard colours in this guideline online, see <https://www.e-paint.co.uk/colour-alternatives.asp>.



1890-1915

Federation colour schemes





Common local Federation styles

- Queen Anne
- Arts and Crafts
- Federation Free
- Federation Bungalow
- Romanesque
- Anglo Dutch
- Free Classical

Common Federation materials

- Unpainted red face brick walls.
- Sandstone foundations or components.
- Terracotta or slate roof tiles.





Typical paint colours


- Painted rendered wall panels or weatherboard walls: cream commonly.
- Two dominant colour schemes: shades of green, or shades of cream to buff.
- Rendered masonry windowsills: Indian red to simulate bricks.
- Window frames: cream or green, sometimes one each for the sashes and architraves.
- Doors and frames: red oxide or forest green.
- Exposed rafters and large areas of timber: the lighter colours.
- Smaller areas and framing timber: darker shades, such as for gutters, downpipes, trim.
- Shingles: darker shade.
- Corrugated roof cladding: red oxide or unpainted pale grey.
- Fences: match finish and colours of same building materials. Iron fences in darker trim colour.





Two dominant colour schemes of the Federation period: shades of green, or shades of cream to buff.

Typical unpainted materials




Brick and stone



Terracotta tiles



Slate roof



Unpainted iron



Paving or tiles

Federation colour schemes


Main

painted walls, fence,
some trim

Accented details or trim

gable ends, windows/doors and surrounds, verandah, fence, iron roof
(if painted), gutters

F1 Brick** (p72-3, colour schemes)



Off white Y35
(Light cream/ Magnolia
3033 in BS 2660)



Manilla Y45
(Pale cream/
Buttermilk
4052 in BS
2660)



Holly G12
(Mid
Brunswick
green 226
in BS 381C)



**Palm green
G44**
(Eau-de-nil
216 in BS
381C)



**Venetian red
R62**
Venetian red
445 in BS
381C)


F2 Brick** (p74-5, colour schemes)



Pale/Patel green 6070
in BS 2660



Manilla Y45
(Pale cream/
Buttermilk
4052 in BS
2660)



(Very Pale/
Patel green
6070
in BS 2660 –
half white)



**Rainforest
G15**
(Olive green
220 in BS
381C)



**Palm green
G44**
(Eau-de-nil
216 in BS
381C)

Main

painted walls, fence,
some trim

Accented details or trim

gable ends, windows/doors and surrounds, verandah, fence, iron roof
(if painted), gutters

**Limited
discrete
details****F3 Brick** (p76, colour schemes)**

Sandstone Y53
(Light straw 384 in
BS 381C)



**Traffic green
G16**
(Bottle green
6073 in
BS 2660)



**Palm green
G44**
(Eau-de-nil
216 in
BS 381C)



**Red oxide
R63**
(Red oxide
446 in
BS-other)

F4 Brick (p80, colour schemes)**

Pale ochre X21
(Light buff 358 in BS 381C)



Straw Y24
(Light cream/
Pale cream
352 in
BS 381C)



Manilla Y45
(Pale cream/
Buttermilk
4052 in
BS 2660)



**Deep stone
Y55**
(Light stone
361 in
BS 381C)



Holly G12
(Mid
Brunswick
green 226 in
BS 381C)



**Palm green
G44**
(Eau-de-nil
216 in
BS 381C)



**Black
N61**
– cement
threshold
only

F5 Brick (p84, colour schemes)**

Manilla Y45
(Pale cream/ Buttermilk
4052 in BS 2660)



**Sandstone
Y53**
(Light straw
384 in
BS 381C)




**Golden tan
X53**
(Golden
brown 414 in
BS 381C)



**Pale ochre
X21**
(Light buff
358 in
BS 381C)



**Serpentine
G22**
(Opaline
green 275 in
BS-other)



(Dark
Crimson 452
in BS-other)

F6 Brick (p86, colour schemes)**

Manilla Y45
(Pale cream/ Buttermilk
4052 in BS 2660)



**Shamrock
G23**
(Brilliant
green 221 in
BS 381C)



**Lichen
G55**
(Sky green
210 in BS
381C)

Main

painted walls, fence,
some trim

Accented details or trim

gable ends, windows/doors and surrounds, verandah, fence, iron roof
(if painted), gutters

**Limited
discrete
details****F7 Brick** (p89, colour schemes)**

Straw Y24
(Light cream/ Pale cream
352 in BS 381C)




(Dark
Crimson 452
in BS-other)



**Black
N61**
– cement
threshold
only

F8 Brick (p90, colour schemes)**

Golden tan X53
(Golden brown 414 in
BS 381C)



**Chocolate
X64**
(Light purple
brown 449 in
BS-other)



**Deep bronze
green G63**
(224 in
BS 381C)



**Deep stone
Y55**
(Light stone
361 in
BS 381C)



**Serpentine
G22**
(Opaline
green 275 in
BS-other)



**Black
N61**
– steps
only

F9 Brick (p83, more colour schemes)**

Manilla Y45
(Pale cream/Buttermilk
4052 in BS 2660)



Raffia X31
(Biscuit 369
in BS 381C)




**Red oxide
R63**
(Red oxide
446 in
BS-other)



**Moss green
G14***
(Velvet
moss green,
Taubmans
4584A)



Coffee X52



Off white Y35
(Light cream/
Magnolia
3033 in
BS 2660)

F10 Brick (p85, more colour schemes)**

Chamois Y52



Brown X54



Manilla Y45
(Pale cream/
Buttermilk
4052 in
BS 2660)




Holly G12
(Mid
Brunswick
green 226 in
BS 381C)

Main

painted walls, fence,
some trim

Accented details or trim

gable ends, windows/doors and surrounds, verandah, fence, iron roof
(if painted), gutters

F11 Brick (p86, more colour schemes)****Golden tan X53****Redgum R53****F12 Weather-board** (p78-79, colour schemes)****Raffia X31**
(Biscuit 369 in BS 381C)**Manilla Y45**
(Pale cream/
Buttermilk
4052 in
BS 2660)(Gulf red
473 in
BS-other)**Pale ochre
X21**
(Light buff
358 in
BS 381C)**Palm green
G44**
(Eau-de-nil
216 in
BS 381C)**F13 Weather-board** (p81, colour schemes)****Raffia X31**
(Biscuit 369 in BS 381C)(Pale/Patel
green 6070
in BS 2660)(Forest
green/Mid
Brunswick
green 6074
in BS 2660)**Serpentine
G22**
(Opaline
green 275 in
BS-other)**Red oxide
R63**
(Red oxide
446 in
BS-other)**F14 Weather-board** (p82, colour schemes)****Buff X41**
(Middle Buff 359 in
BS 381C)**Sandstone
Y53**
(Light straw
384 in
BS 381C)**Magnolia
X32**
(Off white
4046 in
BS 2660)(Dark
Crimson 452
in BS-other)**Palm green
G44**
(Eau-de-nil
216 in BS
381C)

Main

painted walls, fence,
some trim

Accented details or trim

gable ends, windows/doors and surrounds, verandah, fence, iron roof
(if painted), gutters

**Limited
discrete
details**

F15 Weather-board (p85, colour schemes)**



Raffia X31
(Biscuit 369 in BS 381C)



Sand Y44
(Light beige
366 in
BS 381C)



(Gulf red
473 in
BS-other)



**Palm green
G44**
(Eau-de-nil
216 in
BS 381C)

F16 Weather-board (p87, colour schemes)**



Raffia X31
(Biscuit 369 in BS 381C)



**Rainforest
G15**
(Olive green
220 in
BS 381C)



**Magnolia
X32**
(Off white
4046 in
BS 2660)



(Dark
Crimson 452
in BS-other)



**Black
N61**
– gutter
only

F17 weather-board (p88, colour schemes)**



(Traffic yellow 368
in BS-other)



**Serpentine
G22**
(Opaline
green 275 in
BS-other)



**Traffic green
G16**
(Traffic green
267 in
BS 381C)



(Leaf brown
489 in
BS-other)



**Storm
grey N42**
(Light grey
631 in
BS 381C)
– under
verandah
joinery



F3 colour scheme example



F16 colour scheme example



1915-1940

Inter-war colour schemes



Bungalow



Common local inter-war styles

- California Bungalow
- Old English (Tudor revival)
- Classical
- Georgian Revival
- Spanish Mission
- Mediterranean
- Functionalist (P&O)
- Art Deco

Common inter-war materials

- Unpainted red face brick walls.
- Roughcast render or shingled panels.
- Sandstone components.
- Terracotta roof tiles.
- Some styles have just painted rendered brick walls.

Functionalist (P&O)



Old English





Typical paint colours - Bungalows

- Colour schemes usually of no more than two colours.
- Bungalow dominant schemes: mid Brunswick green or red oxide or rich brown with pale cream.
- Bungalow painted walls: lighter shade of off-white, pale cream, beige or stone.
- Window sashes and frames: lighter shade, often cream.
- Window external storm mould: darker shade.
- Doors and frames: darker or stronger shade.
- Shingles, posts and trim: darker shade.
- Rafters, fascia, barge, soffits and panels: lighter shade.
- Corrugated roof cladding: red oxide or unpainted pale grey.

Further typical paint colours

- While the Federation colour palette continued in use particularly for Bungalows, further colours began to appear for other styles from this period, such as shades of terracotta, soft pinks and blues, more greens and limited use of yellow or red.
- Mediterranean, Georgian and Spanish Mission styles painted rendered walls: lighter cream and off-white shades plus pastel shades of pink, terracotta, blue or green.
- Old English style Tudor-inspired timber battens and shingles: dark brown or black.
- Shutters: brown, apple green or soft blue.



Georgian/Mediterranean



Georgian/Mediterranean



Further colours began to appear for other styles from this period, such as shades of terracotta, soft pinks and blues, more greens and limited use of yellow or red.


Typical unpainted materials



Brick



Stone



Terracotta roof tiles



Paving or tiles

Inter-war colour schemes - Bungalows

Main

painted walls, fence,
some trim

Accented details or trim

gable ends, windows/doors and surrounds, verandah,
fence, gutters

IW1 Brick Bungalow** (p94-5, colour schemes)




Manilla Y45
(Pale cream/ Buttermilk
4052 in BS 2660)



(Deep Indian
red 448 in
BS-other)

IW2 Brick Bungalow** (p96, more colour schemes)



Off white Y35
(Light cream/ Magnolia
3033 in BS 2660)



Sand Y44



**Deep Indian
red R64**



Buff X41



Straw Y24



**Avocado
G34**

Inter-war colour schemes - Bungalows (continued)

Main

painted walls, fence,
some trim

Accented details or trim

gable ends, windows/doors and surrounds, verandah,
fence, gutters

Limited discrete details

IW3 Brick Bungalow** (p98, more colour schemes)



Light grey N35



**Sandstone
Y53**



**Black
N61**
– gutter
only

IW4 Weather-board Bungalow** (p96-7, colour schemes)



Manilla Y45
(Pale cream/ Buttermilk
4052 in BS 2660)



**Cloud grey
N22**
(Flake grey
9094 in
BS 2660)



Holly G12
(Forest green
282 in
BS-other)



**Red oxide
R63**
(Red oxide
446 in
BS-other)



**Magnolia
X32**
(Off white
4046 in
BS 2660)

Georgian/Mediterranean

Following can substitute colours in same column.


Main

painted walls, fence,
some trim

Accented details or trim

gable ends, windows/doors and surrounds, verandah,
fence, gutters

IW5 Georgian/Mediterranean*



Magnolia X32
(Off white 4046 in BS 2660)



Serpentine G22
(Opaline green 275 in BS-other)

IW6 Georgian/Mediterranean*



Biscuit X42
(Pink beige 2030 in BS 2660)



Green ice T35
(Pale blue 111 in BS 381C)


IW7 Georgian/Mediterranean*



Shell pink R41
(Zephyr 1015 in BS 2660)



Aqua B25
(Arctic blue 112 in BS 381C)



Off white Y35
(Light cream/Magnolia 3033 in BS 2660)

IW8 Georgian/Mediterranean*



Salmon pink R42
(Aurora 2031 in BS 2660)



Fern green G24
(Grass green 218 in BS 381C)

Georgian/Mediterranean (continued)

Following can substitute colours in same column.

Main

painted walls, fence,
some trim

Accented details or trim

gable ends, windows/doors and surrounds, verandah,
fence, gutters


IW9 Georgian/Mediterranean*



Manilla Y45
(Pale cream/ Buttermilk
4052 in BS 2660)



**Palm green
G44**
(Eau-de-nil
216 in
BS 381C)



Off white Y35
(Light cream
3033 in
BS 2660)



**Dark brown
X65**
(412 in
BS 381C)

Spanish Mission

Following can substitute colours in same column.


Main

painted walls, fence,
some trim

Accented details or trim

gable ends, windows/doors and surrounds, verandah,
fence, gutters

IW10 Spanish Mission*



Off white Y35
(Light cream/ Magnolia
3033 in BS 2660)



**Fern green
G24**
(Grass green
218 in
BS 381C)

IW11 Spanish Mission*



Magnolia X32
(Off white 4046 in BS 2660)



**Mountain
blue T51**
(Marine blue
7085 in
BS 2660)

Spanish Mission (continued)

Following can substitute colours in same column.

Main

painted walls, fence,
some trim

Accented details or trim

gable ends, windows/doors and surrounds, verandah,
fence, gutters

Limited discrete details

IW12 Spanish Mission*



Shell pink R41
(Zephyr 1015 in BS 2660)



**Royal blue
B12**
(Roundel blue
110 in BS
381C) - door



**Black
N61**
– ironwork

IW13 Spanish Mission*



Biscuit X42
(Pink beige 2030 in
BS 2660)



**Signal red
R13**
(Bold red 564
in BS 381C)
– door

IW14 Spanish Mission*



Salmon pink R42
(Aurora 2031 in BS 2660)



**Dark brown
X65**
(412 in
BS 381C)

Old English Tudor

Following can substitute colours in same column.


Main

painted walls, fence,
some trim

Accented details or trim

gable ends, windows/doors and surrounds, verandah,
fence, gutters

IW15 Old English Tudor*




Off white Y35
(Light cream/ Magnolia
3033 in BS 2660)



Black N61
– battens and
shingles

IW16 Old English Tudor*



Magnolia X32
(Off white 4046 in BS 2660)



Dark brown X65
(412 in BS 381C)
– battens and
shingles

Old English other

Following can substitute colours in same column.

Main

painted walls, fence,
some trim

Accented details or trim

gable ends, windows/doors and surrounds, verandah,
fence, gutters


IW17 Old English*




Manilla Y45
(Pale cream/ Buttermilk
4052 in BS 2660)



**Golden tan
X53**
(Golden
brown 414 in
BS 381C)



**Dark brown
X65**
(412 in
BS 381C)
– gutters



Off white Y35
(Light cream/
Magnolia
3033 in
BS 2660)

IW18 Old English*



Biscuit X42
(Pink beige 2030 in
BS 2660)



**Fern green
G24**
(Grass green
218 in BS
381C)

IW19 Old English*



Raffia X31
(Biscuit 369 in BS 381C)



Holly G12
(Mid
Brunswick
green 226 in
BS 381C)

IW20 Old English*



Sandstone Y53
(Light straw 384 in
BS 381C)



**Dark brown
X65**
(412 in
BS 381C)

Functionalist/ Art Deco

Following can substitute colours in same column.


Main

painted walls, fence,
some trim

Accented details or trim

windows/doors and surrounds, verandah, rails,
fence, gutters

IW21 Functionalist/ Art Deco*



Off white Y35
(Light cream/ Magnolia
3033 in BS 2660)



Jade G21
(Emerald
green 228 in
BS 381C)
– door



(Deep Indian
red 448 in
BS-other)

IW22 Functionalist/ Art Deco*



Magnolia X32
(Off white 4046 in BS 2660)



**Signal red
R13**
(Bold red 564
in BS 381C)
– door



Holly G12
(Mid
Brunswick
green 226 in
BS 381C)
– metal

IW23 Functionalist/ Art Deco*



Biscuit X42
(Pink beige 2030 in
BS 2660)



Aqua B25
(Arctic blue
112 in
BS 381C)
– door



Manilla Y45
(Pale cream/
Buttermilk
4052 in
BS 2660)

IW24 Functionalist/ Art Deco*



Pale ochre X21
(Light buff 358 in BS 381C)



Custard Y22
(Grapefruit
315 in
BS 381C)
– door



Black N61
– metal



1940-1960

Post-war colour schemes





Typical paint colours for painted walls in this period are off-white or cream

Common local post-war styles

- International
- American Colonial

Common post-war materials

- Painted brick, timber board or fibre cement walls.
- Sandstone components.
- Pitched roofs with terracotta tiles.
- Flat roofs with metal cladding.

Typical paint colours

- Painted walls: off-white or cream.
- International style: primary or bright colours for some details, typically doors or internally.
- American Colonial style: similar colours to some inter-war styles.
- Often architect-designed with specifications that may still be available to identify original building colours and finishes.

Typical unpainted materials



Brick



Concrete block



Stone



Roof

International

More will be added as research is obtained.


Main

painted walls, fence

Accented details

door

PW1 International*




Off white Y35
(Light cream/ Magnolia
3033 in BS 2660)



**Royal blue
B12** (Roundel
blue 110 in
BS 381C)
– door

PW2 International*



Warm white X33



**Signal red
R13**
(Bold red 564
in BS 381C)
– door



(Canary
yellow 309 in
BS 381C)
– door

American Colonial

Following can substitute colours in same column. More will be added as research is obtained.


Main

painted walls, fence,
some trim

Accented details or trim

gable ends, windows/doors and surrounds, verandah,
fence, gutters

PW 3 American Colonial*



Magnolia X32
(Off white 4046 in BS 2660)



Serpentine G22
(Opaline green 275 in BS-other)


PW 4 American Colonial*



Biscuit X42
(Pink beige 2030 in BS 2660)




Fern green G24
(Grass green 218 in BS 381C)



Off white Y35
(Light cream/ Magnolia 3033 in BS 2660)

PW 5 American Colonial*



Off white Y35
(Light cream/ Magnolia 3033 in BS 2660)



Holly G12
(Mid Brunswick green 226 in BS 381C)

PW 6 American Colonial*



Sandstone Y53
(Light straw 384 in BS 381C)



Dark brown X65
(412 in BS 381C)



1960-c1980

Late twentieth century colour schemes

Common late twentieth century styles

- Organic
- Sydney School (Late Twentieth Century Sydney Regional)
- Brutalist

Common late twentieth century materials

- Unpainted or painted brick.
- Unpainted concrete or stone walls.
- Stained weatherboard panels.
- Concrete roof tiles or metal roof cladding.



Typical paint colours

- Painted walls: off-white or cream.
- International style: primary or bright colours for some details, typically doors or internally.
- American Colonial style: similar colours to some inter-war styles.
- Often architect-designed with specifications that may still be available to identify original building colours and finishes.

Typical unpainted materials



Stone



Concrete roof tiles



Paving or tiles

Late twentieth Century colour schemes

More will be added as research is obtained.

Main

painted walls, fence

Details

timber cladding and frames

1LT*



Off white Y35
(Taubmans Revelite Linen)
– painted walls, fence



Dark brown X65
(Walnut stain) –
timber cladding
and frames



c1980-present

Contemporary infill colour schemes

Guidelines


- For painting contemporary infill buildings in the vicinity of heritage items or within heritage conservation areas, refer to above colour guides 2-8.
- By following these guides, colour schemes of new buildings can respect their historic context.
- Harmonious variations to the colours in this guide for the period of adjoining historic buildings are acceptable where they follow these principles.
- This section does not apply to contemporary alterations or repairs to parts of historic buildings that should instead follow the colours of the significant historic building period.

04 Colour placement

The placement of above colours is as important as the combination for a traditional colour scheme. The following shows the traditional colours where they are used for main building features for the periods up to the 1940s. Some colours were added in the inter-war period for particular styles, shown below separately. Some inter-war colours were used in post-war styles.

Main walls

Painted walls and gable ends – all styles to 1940



Off white Y35
(Light cream/ Magnolia 3033 in BS 2660)



Manilla Y45
(Pale cream/ Buttermilk 4052 in BS 2660)



Straw Y24
(Light cream/ Pale cream 352 in BS 381C)



Sandstone Y53
(Light straw 384 in BS 381C)



Chamois Y52



Raffia X31
(Biscuit 369 in BS 381C)



Pale ochre X21
(Light buff 358 in BS 381C)



Buff X41
(Middle Buff 359 in BS 381C)




Golden tan X53
(Golden brown 414 in BS 381C)




(Pale/Patel green 6070 in BS 2660)

Main walls


Walls and gable ends – Inter-war extras according to style



Magnolia X32
(Off white 4046 in BS 2660)



Shell pink R41
(Zephyr 1015 in BS 2660)



Biscuit X42
(Pink beige 2030 in BS 2660)



Salmon pink R42
(Aurora 2031 in BS 2660)




Light grey N35




Cloud grey N22
(Flake grey 9094 in BS 2660)

Roof

Painted metal cladding



(Dark Crimson 452 in BS-other)



(Gulf red 473 in BS-other)



Red oxide R63
(Red oxide 446 in BS-other)

Trim

Windows/doors and surrounds, verandah, gables, mouldings, rafters, gutters



Holly G12
(Mid Brunswick green 226 in BS 381C)



(Forest green/ Mid Brunswick green
6074 in BS 2660)



Traffic green G16
(Bottle green 6073 in BS 2660)



Shamrock G23
(Brilliant green 221 in BS 381C)



Serpentine G22
(Opaline green 275 in BS-other)




Lichen G55
(Sky green 210 in BS 381C)




Rainforest G15
(Olive green 220 in BS 381C)



Deep bronze green G63
(224 in BS 381C)



(Dark Crimson 452 in BS-other)



(Deep Indian red 448 in BS-other)



(Gulf red 473 in BS-other)



Red oxide R63 (446 in BS-other)



Venetian red R62
(445 in BS 381C)



Chocolate X64
(Light purple brown 449 in BS-other)



Brown X54

Trim

Windows/doors and surrounds, verandah, gables, mouldings, rafters, gutters



(Leaf brown 489 in BS-other)



Golden tan X53
(Golden brown 414 in BS 381C)



Coffee X52



Deep stone Y55
(Light stone 361 in BS 381C)



Buff X41
(Middle Buff 359 in BS 381C)



Pale ochre X21
(Light buff 358 in BS 381C)



Sandstone Y53
(Light straw 384 in BS 381C)



Sand Y44
(Light beige 366 in BS 381C)



Manilla Y45
(Pale cream/Buttermilk 4052 in BS 2660)



Magnolia X32
(Off white 4046 in BS 2660)

Inter-war extras according to style



Green ice T35
(Pale blue 111 in BS 381C)



Aqua B25
(Arctic blue 112 in BS 381C)



Royal blue B12
(Roundel blue 110 in BS 381C) – door



Jade G21
(Emerald green 228 in BS 381C) – door



Fern green G24
(Grass green 218 in BS 381C)




Avocado G34
(Light olive green 278 in BS-other)




Signal red R13
(Bold red 564 in BS 381C) – door



Custard Y22
(Grapefruit 315 in BS 381C) – door



Off white Y35
(Light cream/ Magnolia 3033 in BS 2660)






Dark brown X65
(412 in BS 381C)



Black N61
(Night 642 in BS 381C) – metal

05 Colour schedule example

The following is an example of how to specify your selected colours and placement when submitting an application to Council.

Ref	External building component	Colour reference	Paint type/finish
1	Façade main + trim 1		
A	Gable ends	Manilla Y45 – AS 2700	Low sheen
B	Barge boards		Semi-gloss
C	Rendered walls and chimney		Low sheen
D	Eaves, soffits and fascias		Low sheen
E	Verandah posts and beam		Semi-gloss
F	Window and door frames, transoms and mullions		Semi-gloss
2	Façade trim 2		
A	Battens to gable	Serpentine G22– AS 2700	Semi-gloss (all)
B	Vent louvres and frame		
C	Window sashes		
D	Front door panels and mouldings		
E	Soffit of verandah roof, rafters and wall plate		
F	Awning rafters and brackets		
3	Façade trim 3		
A	Barge boards moulding	Holly G12 – AS 2700	Semi-gloss
B	Gutters, downpipes		Low sheen

These colours and reference numbers are illustrated over the page.



06 More information

For more information on these traditional colour schemes, see the key references used for this guideline. The first two key references only relate to periods up to 1940.

- Colour Schemes for Old Australian Houses by Ian Evans, Clive Lucas and Ian Stapleton (1984)
- More Colour Schemes for Old Australian Houses by Ian Evans, Clive Lucas and Ian Stapleton (1992)
- How to Restore the Old Aussie House, Ian Stapleton (1983)
- Australian Houses of the Twenties and Thirties, Peter Cuffley (1989)
- Paint Finishes information fact sheet 7.2, the maintenance series, NSW Heritage Office, available from the Heritage NSW website, <https://www.environment.nsw.gov.au/topics/heritage/manage-heritage-items/heritage-maintenance-guides>



